
























Overall Team classification Team results

	Country	Slalom	Tricks	Jump	Overall
1	 Great Britain	2890,91	2149,31	2550,95	7591,17
2	 Canada	2773,59	2110,51	2675,57	7559,67
3	 Ukraine	2280,96	2527,78	2708,32	7517,06
4	 United States of America	2566,04	2368,56	2574,78	7509,38
5	 Australia	2433,10	1593,97	2369,84	6396,91
6	 Austria	2234,65	1521,73	2523,19	6279,57
7	 France	2207,56	1021,50	2699,33	5928,39
8	 Chile	2028,30	1125,36	1975,98	5129,64
9	 Italy	2345,62	1371,34	1200,25	4917,21
10	 Colombia	2568,78	1678,75	642,33	4889,86
11	 New Zealand	2036,37	850,70	1867,31	4754,38
12	 Argentina	1668,19	1245,66	1496,31	4410,16
13	 Germany	1443,39	758,79	1321,31	3523,49
14	 Mexico	1690,91	1755,21		3446,12
15	 Switzerland	1405,66		1668,85	3074,51
16	 Peru	952,83	572,65	1255,74	2781,22
17	 Sweden	1863,63		646,19	2509,82
18	 Malaysia	650,94	444,44	636,07	1731,45
19	 Spain	790,91	389,76		1180,67
20	 Denmark	354,55	591,15		945,70
21	 Japan		248,81		248,81

Chief Judge
Kunert Elena

Homologator
Moore Zachary

Scorer
Concha Martiza