

RESULT LIST		FINAL ROUND	MEN	TRICKS	Page 1	
PL.	NAME	TEAM	PREL. ROUND Tr. Points	FINAL ROUND Tr. Points	POINTS total	OVERALL
1	Pickos Cory	USA	9940	9520	19460	1000.00
2	Duvall Sammy	USA	8350	8140	16490	840.04
3	Neville Michael	AUS	8190	8080	16270	823.94
4	Roberge Carl	USA	7780	7950	15730	799.80
5	Hazelwood Michael	GBR	7090	6860	13950	713.28
6	Mapple Andrew	GBR	6890	6550	13440	693.16
7	McClintock Jeff	CAN	6220	6980	13200	702.21
8	Battleday John	GBR	6750	6260	13020	680.08
9	Minenok Alexandre	URS	7870	3620	11490	791.75
10	Carrington Geoff	AUS	7440	3720	11160	748.49
11	Ellison Jack	AUS	7010	3630	10640	705.23
12	DeTelder Eddy	BEL	7160	3480	10640	720.32
13	Bertotto Guillermo	ARG	6210		6210	624.75
14	Mill Xavi	ESP	5920		5920	595.57
15	Kjellander Michael	SWE	5900		5900	593.52
16	McClintock Joel	CAN	5800		5800	583.50
17	Ganzi Moshe	ISR	5790		5790	582.49
18	Rapp Jean-Francois	FRA	5750		5750	578.47
19	Korbukov Aleksei	URS	5720		5720	575.45
20	Merlo Marco	ITA	5650		5650	568.41
21	Jung Bernd	RFA	5640		5640	567.40
22	Stadlbaur Clint	BEL	5460		5460	549.30
23	Ruggenberg Emmanuel	BEL	5170		5170	520.12
24	Alessi Andrea	ITA	5070		5070	510.00
25	Alvarez Juan	COL	5060		5060	509.00
26	Thurlow Glen	AUS	5020		5020	505.03
27	Angel Francisco	MEX	4960		4960	498.99
27	Banken Marko	BEL	4960		4960	498.99
29	Fratacci Jean-B.	VEN	4870		4870	489.94
30	Henry Herve	FRA	4840		4840	486.92
31	Felder Hans-Jörg	SUI	4760		4760	478.87
32	Anesjö Ake	SWE	4680		4680	470.82
33	Coyle Grant	NZL	4610		4610	463.78
34	Menendez Victor	MEX	4240		4240	425.56
35	Jönsson Magnus	SWE	4120		4120	414.49
36	Sörensen Sten	DEN	4090		4090	411.47
37	Slot Kors	HOL	4020		4020	404.43
38	Oberleitner Franz	AUT	3920		3920	394.37
39	Reid Bruce	CAN	3870		3870	389.34
40	Granalli Andrea	ITA	3820		3820	384.31

Rely on HP COMPUTERS, when SPEED, ACCURACY and RELIABILITY counts.

Williamfull

S. Rosenwald

RESULT LIST	FINAL ROUND	MEN	TRICKS	Page 2		
PL.	NAME	TEAM	PREL. ROUND Tr. Points	FINAL ROUND Tr. Points	POINTS total	OVERALL
41	Swoboda Christian	AUT	3720		3720	374.25
42	Parellada Luis	ESP	3680		3680	370.22
43	Efverström Tommy	SWE	3610		3610	363.18
44	SanMiguel Pancho	VEN	3460		3460	348.09
45	Cornaz Jean-Luc	SUI	3440		3440	346.08
46	Angel Jesus	MEX	3250		3250	326.96
47	Gomendio Jose	ESP	3110		3110	312.88
48	Gisler Larry	ARG	3060		3060	307.95
49	Kuhn Dieter	AUT	3050		3050	306.84
50	Arp-Hansen Lars	DEN	2780		2780	279.68
51	Breney Francois	SUI	2770		2770	278.67
52	Teo William	SNG	2450		2450	246.48
53	Music Matjaz	YUG	2440		2440	245.47
54	Vicari Alda	VEN	2370		2370	238.43
55	Pregel Wolfgang	ESP	2300		2300	231.39
56	Benzinger Karl-Heinz	RFA	2260		2260	227.36
57	Tomter Carl-Morten	NOR	1820		1820	183.10
58	Richardson Kent	BER	530		530	53.32

Gill Hill

Calculator: Gill Hill

Time: 14: 10

S. Rauchenwald

Chief Judge: Stefan Rauchenwald

Rely on HP COMPUTERS, when SPEED, ACCURACY and RELIABILITY counts.

RESULT LIST		FINAL ROUND	MEN		SLALOM	Page 1
PL.	NAME	TEAM	PREL. ROUND Buoy/Line	FINAL ROUND Buoy/Line	BUDYS total	OVERALL
1	LaPoint Bob	*USA	3.00/11.25	3.00/10.75	120.00	
2	Mapple Andrew	GBR	2.00/11.25	1.00/10.75	117.00	1000.00
3	Battleday John	GBR	2.50/11.25	5.00/11.25	115.50	967.21
4	LaPoint Kris	*USA	3.50/11.25	2.00/11.25	113.50	
5	Duvall Sammy	USA	2.00/11.25	2.25/11.25	112.25	922.13
6	Kjellander Michael	SWE	6.00/12.00	4.00/11.25	112.00	950.82
7	McClintock Joel	CAN	1.25/11.25	2.00/11.25	111.25	918.03
8	Hazelwood Michael	GBR	4.00/11.25	2.50/12.00	108.50	950.82
9	McClintock Jeff	CAN	1.00/11.25	2.50/12.00	105.50	901.64
10	Thurlow Glen	AUS	3.50/12.00	4.50/12.00	104.00	860.66
11	Carrington Geoff	AUS	4.50/12.00	2.50/12.00	103.00	860.66
12	DeJelder Eddy	BEL	3.00/12.00	3.00/12.00	102.00	836.07
13	Merlo Marco	ITA	4.00/12.00	2.00/12.00	102.00	852.46
14	Jung Bernd	RFA	3.25/12.00	2.50/12.00	101.75	840.16
15	Reid Bruce	CAN	3.00/12.00	1.50/16.00	52.50	836.07
16	Korbukov Aleksei	URS	2.50/12.00		50.50	827.87
16	Roberge Carl	USA	2.50/12.00		50.50	827.87
16	Rauchenwald Michael	AUT	2.50/12.00		50.50	827.87
19	Rapp Jean-Francois	FRA	1.50/12.00		49.50	811.48
19	Granalli Andrea	ITA	1.50/12.00		49.50	811.48
19	Henry Herve	FRA	1.50/12.00		49.50	811.48
19	Bettosini Marco	SUI	1.50/12.00		49.50	811.48
23	Toohill Gary	NZL	1.00/12.00		49.00	803.28
24	Coyle Grant	NZL	0.50/12.00		48.50	795.08
25	Menendez Victor	MEX	6.00/13.00		48.00	786.89
26	Cavanna Alberto	ITA	5.25/13.00		47.25	774.59
27	Efverström Tommy	SWE	4.50/13.00		46.50	762.30
28	Kuhn Dieter	AUT	4.00/13.00		46.00	754.10
29	Ganzi Moshe	ISR	3.50/13.00		45.50	745.90
29	Stadlbaur Clint	BEL	3.50/13.00		45.50	745.90
29	Mill Xavi	ESP	3.50/13.00		45.50	745.90
29	Parellada Luis	ESP	3.50/13.00		45.50	745.90
33	Cornaz Jean-Luc	SUI	3.25/13.00		45.25	741.80
34	Ruggenberg Emmanuel	BEL	3.00/13.00		45.00	737.70
35	Jönsson Magnus	SWE	2.50/13.00		44.50	729.51
35	Neville Michael	AUS	2.50/13.00		44.50	729.51
35	Ånesjö Åke	SWE	2.50/13.00		44.50	729.51
38	Tomter Carl-Morten	NOR	2.00/13.00		44.00	721.31
38	Music Matjaz	YUG	2.00/13.00		44.00	721.31
38	Alessi Andrea	ITA	2.00/13.00		44.00	721.31

Rely on HP COMPUTERS, when SPEED, ACCURACY and RELIABILITY counts.

Phillips

S. Rauchenwald

RESULT LIST		FINAL ROUND		MEN		SLALOM	Page 2
PL.	NAME	TEAM	PREL. ROUND Buoy/Line	FINAL ROUND Buoy/Line	BUOYS total	OVERALL	
41	Reulein Max	RFA	1.50/13.00		43.50	713.11	
42	Fratacci Jean-B.	VEN	0.50/13.00		42.50	696.72	
43	Douglas Todd	NZL	5.00/14.25		41.00	672.13	
44	Oberleitner Franz	AUT	4.00/14.25		40.00	655.74	
44	Breney Francois	SUI	4.00/14.25		40.00	655.74	
46	Banken Marko	BEL	3.50/14.25		39.50	647.54	
46	Gudino Andy	MEX	3.50/14.25		39.50	647.54	
46	Benzinger Karl-Heinz	RFA	3.50/14.25		39.50	647.54	
46	Arp-Hansen Lars	DEN	3.50/14.25		39.50	647.54	
50	Ellison Jack	AUS	3.00/14.25		39.00	639.34	
50	Slot Kors	HOL	3.00/14.25		39.00	639.34	
52	Angel Jesus	MEX	2.50/14.25		38.50	631.15	
53	Sörensen Sten	DEN	1.50/14.25		37.50	614.75	
54	Weller John	NZL	0.50/14.25		36.50	598.36	
55	SanMiguel Pancho	VEN	6.00/16.00		36.00	590.16	
56	Gomendio Jose	ESP	3.50/16.00		33.50	549.18	
57	Gisler Larry	ARG	3.25/16.00		33.25	545.08	
57	Bertotto Guillermo	ARG	3.25/16.00		33.25	545.08	
59	Minenok Alexandre	URS	6.00/18.25		30.00	491.80	
60	Swoboda Christian	AUT	5.50/18.25		5.50	90.16	
61	Hussein Jasme	SNG	5.00/18.25		5.00	81.97	
62	Kennedy Patrick G.	IRL	4.00/18.25		4.00	65.57	
63	Vicari Alda	VEN	3.50/18.25		3.50	57.38	
64	McBrinn Chris	IRL	2.50/18.25		2.50	40.98	
64	Angel Francisco	MEX	2.50/18.25		2.50	40.98	
66	Loh Jeremy	SNG	2.25/18.25		2.25	36.89	
67	Chang Chin-Ping	TAI	1.00/18.25		1.00	16.39	
68	Pregel Wolfgang	ESP	0.50/18.25		0.50	8.20	
68	Saito Etsuji	JPN	0.50/18.25		0.50	8.20	
70	Richardson Kent	BER	0.25/18.25		0.25	4.10	
71	Alvarez Juan	COL	0.00/18.25		0.00	0.00	
71	Todo Makoto	JPN	0.00/18.25		0.00	0.00	

Gill Hill

Calculator: Gill Hill

Time: 17: 24

S. Rauchenwald

Chief Judge: Stefan Rauchenwald

Rely on HP COMPUTERS, when SPEED, ACCURACY and RELIABILITY counts.

RESULT LIST		FINAL ROUND		MEN		JUMP		Page 1
PL.	NAME	TEAM	PREL. ROUND Jump Length	FINAL ROUND Jump Length	METER total	OVERALL		
1	Duvall Sammy	USA	54.3	55.1	109.4	961.66		
2	Thurlow Glen	AUS	53.7	55.2	108.9	964.86		
3	Hazelwood Michael	GBR	53.1	55.6	108.7	977.64		
4	Roberge Carl	USA	51.7	56.3	108.0	1000.00		
5	Oberleitner Franz	AUT	52.3	54.8	107.1	952.08		
6	Ganzi Moshe	ISR	51.9	51.5	103.4	659.42		
7	Neville Michael	AUS	49.4	49.4	98.8	779.55		
8	Carrington Geoff	AUS	46.2	52.4	98.6	875.40		
9	Merlo Marco	ITA	48.3	50.0	98.3	798.72		
10	Reid Bruce	CAN	46.8	50.0	96.8	798.72		
11	Suoboda Christian	AUT	51.1	43.0	94.1	633.67		
12	Kjellander Michael	SWE	46.7	44.2	90.9	693.29		
13	Alvarez Juan	COL	45.5		45.5	654.95		
14	Anesjö Åke	SWE	45.2		45.2	645.37		
15	Jung Bernd	RFA	44.2		44.2	613.42		
16	Mapple Andrew	GBR	43.8		43.8	600.64		
17	Gudino Andy	MEX	43.7		43.7	597.44		
18	Slot Kors	HOL	43.5		43.5	591.05		
19	Battleday John	GBR	43.3		43.3	584.66		
20	Music Matjaz	YUG	42.8		42.8	568.69		
20	Granalli Andrea	ITA	42.8		42.8	568.69		
20	Ellison Jack	AUS	42.8		42.8	568.69		
23	Breney Francois	SUI	42.6		42.6	562.30		
24	McClintock Jeff	CAN	42.5		42.5	559.11		
25	Efverström Tommy	SWE	42.2		42.2	549.52		
26	Kuhn Dieter	AUT	42.1		42.1	546.33		
27	Banken Marko	BEL	41.3		41.3	520.77		
28	Ruggenberg Emmanuel	BEL	41.1		41.1	514.38		
29	Cavanna Alberto	ITA	41.0		41.0	511.18		
30	Cornaz Jean-Luc	SUI	40.9		40.9	507.99		
31	Jönsson Magnus	SWE	40.7		40.7	501.60		
32	Alessi Andrea	ITA	39.3		39.3	456.37		
33	Parellaga Luis	ESP	38.9		38.9	444.09		
34	Bertotto Guillermo	ARG	38.8		38.8	440.89		
34	Korbukov Aleksei	URS	38.8		38.8	440.89		
34	Fratacci Jean-B.	VEN	38.8		38.8	440.89		
34	Vicari Aida	VEN	38.8		38.8	440.89		
38	SanMiguel Pancho	VEN	38.3		38.3	434.92		
39	Stadlbaur Clint	BEL	38.1		38.1	418.53		
40	Douglas Todd	NZL	37.6		37.6	402.56		

Rely on HP COMPUTERS, when SPEED, ACCURACY and RELIABILITY counts.

William Hill

S. Randenwald

RESULT LIST		FINAL ROUND		MEN		JUMP		Page 2
PL.	NAME	TEAM	PREL. ROUND Jump Length	FINAL ROUND Jump Length	METER total	OVERALL		
41	Tomter Carl-Morten	NOR	37.5		37.5	399.36		
42	Gisler Larry	ARG	37.2		37.2	389.78		
43	Toohill Gary	NZL	36.5		36.5	357.41		
44	Angel Francisco	MEX	36.4		36.4	364.22		
45	Mill Xavi	ESP	36.1		36.1	354.63		
45	Benzinger Karl-Heinz	RFA	36.1		36.1	354.63		
47	Menendez Victor	MEX	35.7		35.7	341.85		
48	Angel Jesus	MEX	35.4		35.4	332.27		
49	Minenok Alexandre	URS	34.6		34.6	306.71		
50	Kennedy Patrick G.	IRL	34.5		34.5	303.51		
51	Sörensen Sten	DEN	33.8		33.8	291.15		
52	Henry Herve	FRA	33.6		33.6	274.76		
53	Weller John	NZL	33.4		33.4	258.37		
54	Gomendio Jose	ESP	33.2		33.2	261.98		
55	Coyle Grant	NZL	33.1		33.1	258.79		
56	Saito Etsuji	JPN	32.6		32.6	242.81		
57	McBrinn Chris	IRL	31.9		31.9	220.45		
58	Todo Makoto	JPN	29.9		29.9	156.55		
59	Loh Jeremy	SNG	26.8		26.8	57.51		

Gill Hill

Calculator: Gill Hill

Time: 17: 52

S. Rauchenwald

Chief Judge: Stefan Rauchenwald

Rely on HP COMPUTERS, when SPEED, ACCURACY and RELIABILITY counts.

RESULT LIST	FINAL ROUND	MEN	OVERALL	Page 1		
PL.	NAME	TEAM	SLALOM	TRICKS	JUMP	OVERALL
1	Duvali Sammy	USA	922.13	840.04	961.66	2723.83
2	Hazelwood Michael	GBR	950.82	713.28	977.64	2641.74
3	Roberge Carl	USA	827.87	799.80	1000.00	2627.67
4	Carrington Geoff	AUS	860.66	748.49	875.40	2484.55
5	Neville Michael	AUS	729.51	823.94	779.55	2333.00
6	Thurlow Glen	AUS	860.66	505.03	964.86	2330.55
7	Mapple Andrew	GBR	1000.00	693.16	600.64	2293.80
8	Kjellander Michael	SWE	950.82	593.56	693.29	2237.67
9	Battleday John	GBR	967.21	680.08	584.66	2231.95
10	Merlo Marco	ITA	852.46	568.41	798.72	2219.59
11	Ganzi Moshe	ISR	745.90	582.49	859.42	2187.81
12	McClintock Jeff	CAN	901.64	702.21	559.11	2162.96
13	Reid Bruce	CAN	836.07	389.34	798.72	2024.13
14	Jung Bernd	RFA	840.16	567.40	613.42	2020.98
15	Oberleitner Franz	AUT	655.74	394.37	952.08	2002.19
16	Ellison Jack	AUS	639.34	705.23	568.69	1913.26
17	Anesjö Åke	SWE	729.51	470.82	645.37	1845.70
18	Korbukov Aleksei	URS	827.87	575.45	440.89	1844.21
19	Ruggenberg Emmanuel	BEL	737.70	520.12	514.38	1772.20
20	Granalli Andrea	ITA	811.48	384.31	568.69	1764.48
21	Stadlbaur Clint	BEL	745.90	549.30	418.53	1713.73
22	Mill Xavi	ESP	745.90	595.57	354.63	1696.10
23	Alessi Andrea	ITA	721.31	510.06	456.87	1688.24
24	Efverström Tommy	SWE	762.30	363.18	549.52	1675.00
25	Banken Marko	BEL	647.54	498.99	520.77	1667.30
26	Jönsson Magnus	SWE	729.51	414.49	501.60	1645.60
27	Slot Kors	HOL	639.34	404.43	591.05	1634.82
28	Fratacci Jean-B.	VEN	696.72	489.94	440.89	1627.55
29	Bertotto Guillermo	ARG	545.08	624.75	440.89	1610.72
30	Kuhn Dieter	AUT	754.10	306.84	546.33	1607.27
31	Cornaz Jean-Luc	SUI	741.80	346.08	507.99	1595.87
32	Minenok Alexandre	URS	491.80	791.75	306.71	1590.26
33	Henry Herve	FRA	811.48	486.92	274.76	1573.16
34	Parellada Luis	ESP	745.90	370.22	444.09	1560.21
35	Menendez Victor	MEX	786.89	426.56	341.85	1555.30
36	Music Matjaz	YUG	721.31	245.47	568.69	1535.47
37	Coyle Grant	NZL	795.08	463.78	258.79	1517.65
38	Breney Francois	SUI	655.74	278.67	562.30	1496.71
39	SanMiguel Pancho	VEN	590.16	348.09	424.92	1363.17
40	Sörensen Sten	DEN	614.75	411.47	281.15	1307.37

Rely on HP COMPUTERS, when SPEED, ACCURACY and RELIABILITY counts.




RESULT LIST		FINAL ROUND	MEN		OVERALL	Page 2
PL.	NAME	TEAM	SLALOM	TRICKS	JUMP	OVERALL
41	Tomter Carl-Morten	NOR	721.31	183.10	399.36	1303.77
42	Swoboda Christian	AUT	90.16	374.25	833.87	1298.28
43	Angel Jesus	MEX	631.15	326.96	332.27	1290.38
44	Gisler Larry	ARG	545.08	307.85	389.78	1242.71
45	Benzinger Karl-Heinz	RFA	647.54	227.36	354.63	1229.53
46	Gomendio Jose	ESP	549.18	312.88	261.98	1124.04
47	Angel Francisco	MEX	40.98	498.99	364.22	904.19
48	Vicari Alda	VEN	57.38	238.43	440.89	736.70



Calculator: Gill Hill


Time: 17: 53



Chief Judge: Stefan Rauchenwald

Rely on HP COMPUTERS, when SPEED, ACCURACY and RELIABILITY counts.

RESULT LIST		FINAL ROUND	WOMEN	TRICKS	Page 1	
PL.	NAME	TEAM	PREL. ROUND Tr. Points	FINAL ROUND Tr. Points	POINTS total	OVERALL
1	Ponomareva Natalia	URS	7970	7880	15850	1000.00
2	Carrasco Ana-Maria	VEN	7480	7970	15450	1000.00
3	Carlman Anita	SWE	6000	6260	12260	785.45
4	McClintock Judy	CAN	5970	5830	11800	749.06
5	Brush Deena	USA	5720	5910	11630	741.53
6	Besombes Nathalie	FRA	6260	5320	11580	785.45
7	Seigneur Marie-P.	FRA	5820	5080	10900	730.24
8	Sommer Chantal	FRA	5710	2450	8160	716.44
9	Potess Inessa	URS	5490		5490	688.83
10	Rasey Nicola	GBR	5140		5140	644.92
11	Boukett Karen	AUS	5030		5030	631.12
12	Duvall Camille	USA	5010		5010	628.61
13	Goubarenko Olga	URS	4890		4890	613.55
14	Renzini Fabrizia	ITA	4810		4810	603.51
15	Graham Susan	CAN	4660		4660	584.69
16	Kjellander Helena	SWE	4560		4560	572.15
17	Graham Marlene	CAN	4470		4470	560.85
18	Todd Cindy	USA	4120		4120	516.94
19	Strack Susanne	RFA	3770		3770	473.02
20	Morse Karen	GBR	3680		3680	461.73
21	Cattaneo Gabriella	SUI	3670		3670	460.48
22	Gautier Pascale	FRA	3600		3600	451.69
23	Hulme Kathy	GBR	3530		3530	442.91
24	Gusenbauer Claudia	AUT	3520		3520	441.66
25	Lampl Maria	AUT	3470		3470	435.38
26	Slot Magda	HOL	2420		2420	303.64
27	Hernandez Sophie	VEN	2200		2200	276.04
28	Alvear Maria-F.	ARG	2170		2170	272.27
29	Hildebrandt Lene	DEN	1850		1850	232.12
30	Bongaerts Gerdy	BEL	1800		1800	225.85
31	Meyer Fanny	HOL	1630		1630	204.52


 Calculator: Gill Hill


 Chief Judge: Stefan Rauchenwald

Time: 16: 7

Rely on HP COMPUTERS, when SPEED, ACCURACY and RELIABILITY counts.

RESULT LIST	FINAL ROUND	WOMEN	SLALOM	BUOYS	OVERALL
PL. NAME	TEAM	PREL. ROUND Buoy/Line	FINAL ROUND Buoy/Line	total	Page 1
1 Todd Cindy	USA	4.00/12.00	3.00/12.00	103.00	1000.00
2 Brush Deena	USA	1.25/12.00	2.00/12.00	99.25	961.54
3 Carrasco Ana-Maria	VEN	1.00/12.00	0.50/12.00	97.50	942.31
4 Duvall Camille	USA	4.00/13.00	2.00/12.00	96.00	961.54
5 Ponomareva Natalia	URS	5.00/13.00	4.00/13.00	93.00	903.85
6 Kjellander Helena	SWE	4.00/13.00	2.50/13.00	90.50	884.62
7 Morse Karen	GBR	4.50/13.00	1.50/13.00	90.00	894.23
8 Carlman Anita	SWE	3.25/13.00	2.00/13.00	89.25	870.19
9 Truzzi Sonia	ITA	3.00/13.00		45.00	865.38
9 Lippiegoes Sue	AUS	3.00/13.00		45.00	865.38
11 Sommer Chantal	FRA	2.25/13.00		44.25	850.96
11 Gautier Pascale	FRA	2.25/13.00		44.25	850.96
13 Graham Susan	CAN	2.00/13.00		44.00	846.15
13 Graham Marlene	CAN	2.00/13.00		44.00	846.15
13 McClintock Judy	CAN	2.00/13.00		44.00	846.15
16 Seigneur Marie-P.	FRA	0.50/13.00		42.50	817.31
17 Boukett Karen	AUS	5.00/14.25		41.00	788.46
18 Cattaneo Gabriella	SUI	4.00/14.25		40.00	769.23
19 Lampl Maria	AUT	3.50/14.25		39.50	759.62
20 Strack Susanne	RFA	3.00/14.25		39.00	750.00
21 Rasey Nicola	GBR	2.50/14.25		38.50	740.38
21 Hulme Kathy	GBR	2.50/14.25		38.50	740.38
23 Meyer Fanny	HOL	1.50/14.25		37.50	721.15
24 Renzini Fabrizia	ITA	4.50/16.00		34.50	663.46
25 Alvear Maria-F.	ARG	2.25/16.00		32.25	620.19
26 Gusenbauer Claudia	AUT	2.00/16.00		32.00	615.38
27 Hernandez Sophie	VEN	0.50/16.00		30.50	586.54
28 Potess Inessa	URS	5.00/18.25		5.00	96.15
29 Goubarenko Olga	URS	4.25/18.25		4.25	81.73
30 Besombes Nathalie	FRA	4.00/18.25		4.00	76.92
30 Bongaerts Gerdy	BEL	4.00/18.25		4.00	76.92
32 Slot Magda	HOL	3.50/18.25		3.50	67.31
33 Hildebrandt Lene	DEN	2.50/18.25		2.50	48.08


William Hill

Chief Judge: *Stefan Rauchenwald*

Time: 13:10


Rely on HP COMPUTERS, when SPEED, ACCURACY and RELIABILITY counts.

RESULT LIST		FINAL ROUND	WOMEN		JUMP	Page 1
PL.	NAME	TEAM	PREL. ROUND Jump Length	FINAL ROUND Jump Length	METER total	OVERALL
1	Todd Cindy	USA	39.3	40.2	79.5	1000.00
2	Duvall Camille	USA	37.8	39.9	77.7	987.07
3	Lipplegoes Sue	AUS	38.3	37.6	75.9	918.10
4	Morse Karen	GBR	36.9	38.5	75.4	926.72
5	Brush Deena	USA	38.1	37.2	75.3	909.48
6	Hulme Kathy	GBR	38.0	36.8	74.8	905.17
7	McClintock Judy	CAN	36.7	37.4	74.1	879.31
8	Sommer Chantal	FRA	36.7	35.2	71.9	849.14
9	Carlman Anita	SWE	36.4		36.4	836.21
10	Goubarenko Olga	URS	35.9		35.9	814.66
11	Boukett Karen	AUS	34.8		34.8	767.24
12	Meyer Fanny	HOL	34.5		34.5	754.31
13	Truzzi Sonia	ITA	33.9		33.9	728.45
14	Rasey Nicola	GBR	33.4		33.4	706.90
15	Potess Inessa	URS	33.2		33.2	698.28
15	Carrasco Ana-Maria	VEN	33.2		33.2	698.28
17	Graham Marlene	CAN	33.1		33.1	693.97
18	Slot Magda	HOL	31.7		31.7	633.62
19	Lampl Maria	AUT	31.6		31.6	629.31
20	Kjellander Helena	SWE	31.1		31.1	607.76
20	Gautier Pascale	FRA	31.1		31.1	607.76
22	Ponomareva Natalia	URS	31.0		31.0	603.45
22	Strack Susanne	RFA	31.0		31.0	603.45
24	Hildebrandt Lene	DEN	28.7		28.7	504.31
25	Gusenbauer Claudia	AUT	27.6		27.6	456.90
26	Seigneur Marie-P.	FRA	26.8		26.8	422.41
27	Alvear Maria-F.	ARG	26.1		26.1	392.24
28	Bongaerts Gerdy	BEL	26.0		26.0	387.93
29	Graham Susan	CAN	25.8		25.8	379.31
30	Hernandez Sophie	VEN	25.6		25.6	370.69



Calculator: Gill Hill


Time: 16: 12

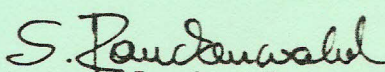


Chief Judge: Stefan Rauchenwald

Rely on HP COMPUTERS, when SPEED, ACCURACY and RELIABILITY counts.

RESULT LIST		FINAL ROUND	WOMEN		OVERALL	Page 1
PL.	NAME	TEAM	SLALOM	TRICKS	JUMP	OVERALL
1	Carrasco Ana-Maria	VEN	942.31	1000.00	698.28	2640.59
2	Brush Deena	USA	961.54	741.53	909.48	2612.55
3	Duvall Camille	USA	961.54	628.61	987.07	2577.22
4	Todd Cindy	USA	1000.00	516.94	1000.00	2516.94
5	Ponomareva Natalia	URS	903.85	1000.00	603.45	2507.30
6	Carlman Anita	SWE	870.19	785.45	836.21	2491.85
7	McClintock Judy	CAN	846.15	749.06	879.31	2474.52
8	Sommer Chantal	FRA	850.96	716.44	849.14	2416.54
9	Morse Karen	GBR	894.23	461.73	926.72	2282.68
10	Bowkett Karen	AUS	788.46	631.12	767.24	2186.82
11	Graham Marlene	CAN	846.15	560.85	693.97	2100.97
12	Rasey Nicola	GBR	740.38	644.92	706.90	2092.20
13	Hulme Kathy	GBR	740.38	442.91	905.17	2088.46
14	Kjellander Helena	SWE	884.62	572.15	607.76	2064.53
15	Seigneur Marie-P.	FRA	817.31	730.24	422.41	1969.96
16	Gautier Pascale	FRA	850.96	451.69	607.76	1910.41
17	Strack Susanne	RFA	750.00	473.02	603.45	1826.47
18	Lampl Maria	AUT	759.62	435.38	629.31	1824.31
19	Graham Susan	CAN	846.15	584.69	379.31	1810.15
20	Meyer Fanny	HOL	721.15	204.52	754.31	1679.98
21	Gusenbauer Claudia	AUT	615.38	441.66	456.90	1513.94
22	Goubarenko Olga	URS	81.73	613.55	814.66	1509.94
23	Potess Inessa	URS	96.15	688.83	698.28	1483.26
24	Alvear Maria-F.	ARG	620.19	272.27	392.24	1284.70
25	Hernandez Sophie	VEN	586.54	276.04	370.69	1233.27
26	Slot Magda	HOL	67.31	303.64	633.62	1004.57
27	Hildebrandt Lene	DEN	48.08	232.12	504.31	784.51
28	Bongaerts Gerdy	BEL	76.92	225.85	387.93	690.70


 Calculator: Gill Hill


 Chief Judge: Stefan Rauchenwald

Time: 16: 15

Rely on HP COMPUTERS, when SPEED, ACCURACY and RELIABILITY counts.

RESULT LIST	FINAL ROUND	TEAM	TRICKS	JUMP	OVERALL	OVERALL	Page 1
PL.	TEAM	SLALOM	TRICKS	JUMP	OVERALL	OVERALL	
1	USA	2923.08	2639.84	2987.07	8549.99		
2	GBR	2918.03	2086.52	2809.53	7814.08		
3	AUS	2586.70	2277.66	2758.36	7622.72		
4	CAN	2665.82	2035.96	2372.00	7073.78		
5	SWE	2705.63	1951.16	2174.87	6831.66		
6	URS	2223.52	2480.58	2116.39	6820.49		
7	FRA	2519.23	2232.13	1879.31	6630.67		
8	ITA	2529.32	1681.98	2095.86	6307.16		
9	AUT	2341.59	1271.41	2415.26	6028.26		
10	VEN	2229.19	1838.03	1580.06	5647.28		
11	BEL	2319.67	1789.74	1453.68	5563.09		
12	RFA	2303.27	1267.78	1571.50	5142.55		
13	SUI	2322.51	1285.43	1070.29	4678.23		
14	MEX	2065.58	1252.51	1303.51	4621.60		
15	ESP	2040.98	1278.67	1060.70	4380.35		
16	HOL	1427.80	912.59	1978.98	4319.37		
17	ARG	1710.35	1204.87	1222.91	4138.13		
18	NZL	2270.49	463.78	1038.34	3772.61		
19	DEN	1310.37	923.27	785.46	3019.10		
20	ISR	745.90	582.49	859.42	2187.81		
21	YUG	721.31	245.47	568.69	1535.47		
22	NOR	721.31	183.10	399.36	1303.77		
23	COL	0.00	509.05	654.95	1164.00		
24	IRL	106.55	0.00	523.96	630.51		
25	SNG	118.86	246.48	57.51	422.85		
26	JPN	8.20	0.00	399.36	407.56		
27	BER	4.10	53.32	0.00	57.42		
28	TAI	16.39	0.00	0.00	16.39		

Calculator: Gill Hill

Chief Judge: Stefan Rauchenwald

Time: 17: 58

Rely on HP COMPUTERS, when SPEED, ACCURACY and RELIABILITY counts.