

THE WORLD WATERSKI CHAMPIONSHIPS - COPENHAGEN 1969.

TEAM RESULTS

GENERAL ELECTRIC COMPUTER TIME-SHARING SERVICE

NAT/CLUB TOTAL POINTS PLACE

US	8821.257	1
AUS	8013.923	2
F	7926.201	3
CAN	7190.871	4
CH	7141.532	5
I	6801.001	6
GB	6358.484	7
S	5530.631	8
SA	5344.522	9
D	5245.322	10
A	5202.438	11
SF	5128.432	12
NL	4669.687	13
E	3749.239	14
MEX	3718.962	15
CS	3253.367	16
NZ	3047.491	17
N	2148.070	18
DK	1884.771	19

RESULTS COMPUTED BY QK DATA - BULL GENERAL ELECTRIC.
TIMED BY - L O N G I N E S

COPENHAGEN, DENMARK, AUGUST 9, 1969.

CHIEF JUDGE

G-A LAMMERT

CALCULATOR

I CANTACUZENE



THE WORLD WATERSKI CHAMPIONSHIPS - COPENHAGEN 1969.

MEN'S OVERALL RESULTS

GENERAL ELECTRIC COMPUTER TIME-SHARING

NO	NAME	NAT/CLUB	SLALOM	TRICKS	JUMPS	TOTAL	PLACE
3	M. SUYDERHOUD	US	1000.000	959.391	929.434	2888.825	1
31	Y. PARPETTE	F	969.697	845.667	942.062	2757.425	2
4	W. GRIMDITCH	US	939.394	804.124	1000.000	2743.518	3
9	C. FAULKNER	AUS	969.697	923.752	835.461	2728.911	4
1	R. MCCORMICK	US	954.545	977.887	782.429	2714.862	5
8	B. COCKBURN	AUS	969.697	1000.000	672.753	2642.450	6
17	G. ATHANS	CAN	1000.000	949.844	622.824	2572.667	7
33	C. RAISIN	F	969.697	891.516	710.511	2571.724	8
44	R. ZUCCHI	I	954.545	940.909	661.121	2556.575	9
10	G. COCKBURN	AUS	939.394	868.972	648.608	2456.973	10
18	J. PERRAULT	CAN	848.485	872.245	716.240	2436.970	11
60	P. CLERC	CH	666.667	755.263	975.532	2397.461	12
50	V. PALOMO	E	1000.000	528.966	787.539	2316.505	13
45	M. HOFER	I	848.485	740.464	656.836	2245.785	14
11	J. CSORTAN.	AUS	681.818	735.711	787.125	2204.654	15
32	J. JAMIN	F	1000.000	509.543	603.296	2112.839	16
64	M. FINSTERWALD	CH	712.121	588.271	744.848	2045.240	17
54	D. CURRY	SA	863.636	613.908	538.263	2015.808	18
16	I. WALKER	GB	439.394	670.505	897.553	2007.451	19
15	J. FULTON	GB	651.515	672.999	664.638	1989.153	20
35	K. BENZINGER	D	666.667	883.726	438.590	1988.983	21
65	J. ZBINDEN	CH	666.667	849.634	472.614	1988.914	22
14	R. BECKETT	GB	590.909	674.007	671.895	1936.811	23
29	HEIKKI-OLAMA	SF	742.424	664.725	424.510	1831.660	24
39	P. BRASKAMP	NL	606.061	593.951	628.647	1828.658	25
6	E. BRUNNER	A	636.364	327.314	818.430	1782.108	26
21	F. STEHNO	CS	303.030	754.716	700.151	1757.898	27
53	W. CORNHILL	SA	469.697	742.128	502.556	1714.381	28
2	A. KEMPTON	US	818.182	164.814	692.236	1675.232	29
19	B. MUIRHEAD	CAN	666.667	624.286	371.724	1662.677	30
20	S. GRIFFITH	CAN	469.697	639.454	541.434	1650.584	31
51	B. MARBERG	S	378.788	652.949	581.925	1613.662	32
41	W. COUGHEY	NZ	651.515	256.528	641.630	1549.674	33
46	R. PEA	I	833.333	172.593	512.546	1518.473	34
37	M. KREUSCH	D	257.576	629.209	619.261	1506.046	35
22	Z. HOVORKA	CS	287.879	621.972	585.618	1495.469	36
28	HANNU-OLAMA	SF	606.061	273.549	612.053	1491.662	37
52	B. COLLARD	SA	742.424	359.838	388.017	1490.279	38
60	H. CLAUSS	S	227.273	595.323	611.404	1434.000	39
48	B. GARCIA	MEX	287.879	571.262	548.623	1407.764	40
42	D. GUNDERSEN	N	287.879	446.053	639.229	1373.161	41
5	E. MARTIN	ARG	181.818	756.052	433.020	1370.891	42
47	M. MARINI	I	333.333	652.761	373.456	1359.550	43
61	D. FREDENMARK	S	242.424	381.058	652.621	1276.104	44
27	A. BOTERO	CO	621.212	236.552	406.804	1264.568	45
51	P. FERNANDEZ	MEX	272.727	293.672	614.711	1181.111	46
30	E. KORPIMAKI	SF	121.212	549.164	504.777	1175.153	47
12	F. DEDECKER	B	106.061	376.854	658.730	1141.645	48


GENERAL ELECTRIC COMPUTER TIME SHARING SYSTEM

49 C.GARCIA	MEX	287.879	356.505	485.703	1130.087	49
62 D.BOREL	CH	363.636	243.652	507.428	1114.716	50

COMPUTED BY GK DELDATA - BULL GENERAL ELECTRIC.
 TIMED BY - LONGINES.

COPENHAGEN, DENMARK, AUGUST 9, 1969.

HEAD JUDGE



G-H LAMMERT

CALCULATOR



I CANTACUZENE

GENERAL ELECTRIC TIME SHARING SYSTEM

THE WORLD WATERSKI CHAMPIONSHIPS - COPENHAGEN 1969.

MEN'S SLALOM - FINALS.

GENERAL ELECTRIC COMPUTER TIME-SHARING SERVICE

NO	NAME	NAT/ CLUB	1ST ROUND BUOYS	FINAL BUOYS	TOTAL BUOYS	POS.
55	V. PALOMO	E	33.0	16.0	49.0	1
9	C. FAULKNER	AUS	32.0	14.5	46.5	2
31	Y. PARPETTE	F	32.0	10.5	42.5	3
3	M. SUYDERHOUD	US	33.0	9.5	42.5	4
8	B. COCKBURN	AUS	32.0	9.5	41.5	5
33	C. RAISIN	F	32.0	9.5	41.5	6
44	R. ZUCCHI	I	31.5	9.5	41.0	7
32	J. JAMIN	F	33.0	2.0	35.0	8
4	W. GRIMDITCH	US	31.0	3.0	34.0	9
58	L. BJORK	S	31.5	2.5	34.0	10
1	R. MCCORMICK	US	31.5	2.5	34.0	11
7	G. ATHANS	CAN	33.0	1.0	34.0	12
10	G. COCKBURN	AUS	31.0	2.5	33.5	13
54	D. CURRY	SA	28.5	.0	28.5	14
18	J. PERRAULT	CAN	28.0	.0	28.0	15
45	M. HOFER	I	28.0	.0	28.0	16
46	R. PEA	I	27.5	.0	27.5	17
2	A. KEMPTON	US	27.0	.0	27.0	18
38	H. W. ELLERMEIER	D	25.5	.0	25.5	19
29	HEIKKI-OLAMA	SF	24.5	.0	24.5	20
52	B. COLLARD	SA	24.5	.0	24.5	21
13	P. ADLINGTON	GB	23.5	.0	23.5	22
64	M. FINSTERWALD	CH	23.5	.0	23.5	23
11	J. CSORTAN	AUS	22.5	.0	22.5	24
35	K. BENZINGER	D	22.0	.0	22.0	25
19	B. MUIRHEAD	CAN	22.0	.0	22.0	26
65	J. ZBINDEN	CH	22.0	.0	22.0	27
63	P. CLERC	CH	22.0	.0	22.0	28
15	J. FULTON	GB	21.5	.0	21.5	29
41	W. COUGHEY	NZ	21.5	.0	21.5	30
4	F. GRABOWSKI	DK	21.0	.0	21.0	31
6	E. BRUNNER	A	21.0	.0	21.0	32
27	A. BOTERO	CO	20.5	.0	20.5	33
39	P. BRASKAMP	NL	20.0	.0	20.0	34
28	HANNU-OLAMA	SF	20.0	.0	20.0	35
14	R. BECKETT	GB	19.5	.0	19.5	36
20	S. GRIFFITH	CAN	15.5	.0	15.5	37
53	W. CORNHILL	SA	15.5	.0	15.5	38
16	I. WALKER	GB	14.5	.0	14.5	39
36	H. KLIE	D	14.0	.0	14.0	40
59	B. MARBERG	S	12.5	.0	12.5	41
62	D. BOREL	CH	12.0	.0	12.0	42
47	M. MARINI	I	11.0	.0	11.0	43
57	M. COROMINAS	E	10.5	.0	10.5	44
21	F. STEHNO	CS	10.0	.0	10.0	45
7	N. MEYER	A	10.0	.0	10.0	46
22	Z. HOVORKA	CS	9.5	.0	9.5	47
49	C. GARCIA	MEX	9.5	.0	9.5	48
42	D. GUNDERSEN	N	9.5	.0	9.5	49
48	B. GARCIA	MEX	9.5	.0	9.5	50
43	L. ULLEBERG	N	9.5	.0	9.5	51


GENERAL ELECTRIC TIME SHARING SYSTEM

51	P.FERNANDEZ	MEX	9.0	.0	9.0	52
40	A.DEGANS	NL	9.0	.0	9.0	
37	M.KREUSCH	D	8.5	.0	8.5	54
61	D.FREDENMARK	S	8.0	.0	8.0	55
60	H.CLAUSS	S	7.5	.0	7.5	56
56	J.MILL	E	7.5	.0	7.5	
5	E.MARTIN	ARG	6.0	.0	6.0	58
30	E.KORPIMAKI	SF	4.0	.0	4.0	59
26	L.GLESNER	DK	4.0	.0	4.0	
12	F.DEDECKER	B	3.5	.0	3.5	61

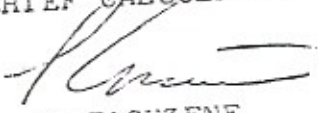
RESULTS COMPUTED BY QK DELDATA - BULL GENERAL ELECTRIC.
TIMED BY - L O N G I N E S

COPENHAGEN DENMARK, AUGUST 10, 1969

CHIEF JUDGE


G.H. LAMMERT

CHIEF CALCULATOR


I. CANTACUZENE

GENERAL ELECTRIC TIME SHARING SYSTEM.

THE WORLD WATERSKI CHAMPIONSHIPS - COPENHAGEN 1969.

MEN'S JUMPS - FINALS.

GENERAL ELECTRIC COMPUTER TIME-SHARING SERVICE

NO	NAME	NAT/ CLUB	1ST RND. POINTS	FINAL LENGTH	FINAL POINTS	GRAND TOTAL	PLACE
4	W.GRIMDITCH	US	463.591	40.735	442.658	906.249	1
63	P.CLERC	CH	457.884	38.912	415.065	872.949	2
55	V.PALOMO	E	411.406	41.951	453.770	865.176	3
3	M.SUYDERHOUD	US	446.935	39.001	415.362	862.297	4
16	I.WALKER	GB	439.202	39.154	419.600	858.803	5
11	J.CSORTAN	AUS	411.298	40.727	437.818	849.116	6
31	Y.PARPETTE	F	449.960	37.438	396.843	846.804	7
9	C.FAULKNER	AUS	423.738	38.887	413.502	837.240	8
1	R.MCCORMICK	US	410.069	37.125	402.803	812.872	9
6	E.BRUNNER	A	419.397	34.678	372.787	792.184	10
64	M.FINSTERWALD	CH	400.100	36.238	388.953	789.053	11
18	J.PERRAULT	CAN	392.341	34.161	363.818	756.160	12
33	C.RAISIN	F	390.769	.000	.000	390.769	13
21	F.STEHNG	CS	387.910	.000	.000	387.910	14
2	A.KEMPTON	US	385.711	.000	.000	385.711	15
7	N.MEYER	A	382.513	.000	.000	382.513	16
8	B.COCKBURN	AUS	380.244	.000	.000	380.244	17
14	R.BECKETT	GB	380.002	.000	.000	380.002	18
15	J.FULTON	GB	377.944	.000	.000	377.944	19
44	R.ZUCCHI	I	376.942	.000	.000	376.942	20
12	F.DEDECKER	B	376.260	.000	.000	376.260	21
45	M.HOFER	I	375.719	.000	.000	375.719	22
61	D.FREDENMARK	S	374.512	.000	.000	374.512	23
10	G.COCKBURN	AUS	373.358	.000	.000	373.358	24
41	W.COUGHEY	NZ	371.345	.000	.000	371.345	25
42	D.GUNDERSEN	N	370.649	.000	.000	370.649	26
36	H.KLIE	D	369.701	.000	.000	369.701	27
39	P.BRASKAMP	NL	367.568	.000	.000	367.568	28
7	G.ATHANS	CAN	365.862	.000	.000	365.862	29
37	M.KREUSCH	D	364.814	.000	.000	364.814	30
51	P.FERNANDEZ	MEX	363.471	.000	.000	363.471	31
38	H-W.ELLERMEIER	D	363.121	.000	.000	363.121	32
28	HANNU-OLAMA	SF	362.685	.000	.000	362.685	33
60	H.CLAUSS	S	362.492	.000	.000	362.492	34
32	J.JAMIN	F	360.081	.000	.000	360.081	35
22	Z.HOVORKA	CS	354.766	.000	.000	354.766	36
26	L.GLESNER	DK	354.529	.000	.000	354.529	37
59	B.MARBERG	S	353.646	.000	.000	353.646	38
48	B.GARCIA	MEX	343.377	.000	.000	343.377	39
20	S.GRIFFITH	CAN	341.120	.000	.000	341.120	40
54	D.CURRY	SA	340.120	.000	.000	340.120	41
46	R.PEA	I	331.895	.000	.000	331.895	42
62	D.BOREL	CH	330.234	.000	.000	330.234	43
30	E.KORPIMAKI	SF	329.370	.000	.000	329.370	44
53	W.CORNHILL	SA	328.645	.000	.000	328.645	45
56	J.MILL	E	326.210	.000	.000	326.210	46
40	A.DEGANS	NL	323.633	.000	.000	323.633	47
43	L.ULLEBERG	N	323.529	.000	.000	323.529	48
49	C.GARCIA	MEX	323.087	.000	.000	323.087	49
65	J.ZBINDEN	CH	318.704	.000	.000	318.704	50

GENERAL ELECTRIC TIME SHARING SYSTEM.


35 K.BENZINGER	D	307.018	.000	-000	307.018	51
5 E.MARTIN	ARG	305.062	.000	.000	305.062	52
29 HEIKKI-OLAMA	SF	302.050	.000	.000	302.050	53
27 A.BOTERO	CO	295.684	.000	.000	295.684	54
52 B.COLLARD	SA	288.775	.000	.000	288.775	55
47 M.MARINI	I	283.305	.000	.000	283.305	56
19 B.MUIRHEAD	CAN	282.647	.000	.000	282.647	57

RESULTS COMPUTED BY QK DELDATA - BULL GENERAL ELECTRIC.
TIMED BY - L O N G I N E S


REVISED VERSION.

COPENHAGEN DENMARK, AUGUST 10, 1969

CHIEF JUDGE


G.H. LAMMERT

CHIEF CALCULATOR


I. CANTACUZENE

GENERAL ELECTRIC TIME SHARING SYSTEM.

THE WORLD WATERSKI CHAMPIONSHIPS - COPENHAGEN 1969.

MEN'S TRICKS - FINALS.

GENERAL ELECTRIC COMPUTER TIME-SHARING SERVICE

NO	NAME	NAT/ CLUB	1ST ROUND TOT.PTS.	FINAL TOTAL	FINAL TOT.PTS.	GRAND TOTAL	PLACE
8	B. COCKBURN	AUS	4516.200	3970.000	4509.483	9025.683	1
1	R. MCCORMICK	US	4416.333	3980.000	4507.950	8924.283	2
34	J. TILLEMENT	F	4488.000	3860.000	4355.700	8843.700	3
17	G. ATHANS	CAN	4289.683	3740.000	4232.433	8522.117	4
3	M. SUYDERHOUD	US	4332.800	3360.000	3697.900	8030.700	5
9	C. FAULKNER	AUS	4171.850	3400.000	3822.083	7993.933	6
35	K. BENZINGER	D	3991.083	3320.000	3726.917	7718.000	7
14	R. ZUCCHI	I	4249.333	3160.000	3464.283	7713.617	8
33	C. RAISIN	F	4026.267	3140.000	3515.933	7542.200	9
18	J. PERRAULT	CAN	3939.233	3090.000	3463.200	7402.433	10
10	G. COCKBURN	AUS	3924.450	2440.000	2677.183	6601.633	11
58	L. BJORK	S	3886.867	2160.000	2366.050	6252.917	12
65	J. ZBINDEN	CH	3837.117	.000	.000	3837.117	13
31	Y. PARPETTE	F	3819.200	.000	.000	3819.200	14
4	W. GRIMDITCH	US	3631.583	.000	.000	3631.583	15
5	E. MARTIN	ARG	3414.483	.000	.000	3414.483	16
63	P. CLERC	CH	3410.917	.000	.000	3410.917	17
21	F. STEHNG	CS	3408.450	.000	.000	3408.450	18
53	W. CORNHILL	SA	3351.600	.000	.000	3351.600	19
45	M. HOFER	I	3344.083	.000	.000	3344.083	20
11	J. CSORTAN	AUS	3322.617	.000	.000	3322.617	21
14	R. BECKETT	GB	3043.950	.000	.000	3043.950	22
15	J. FULTON	GB	3039.400	.000	.000	3039.400	23
16	I. WALKER	GB	3028.133	.000	.000	3028.133	24
29	HEIKKI-OLAMA	SF	3002.033	.000	.000	3002.033	25
59	B. MARBERG	S	2948.850	.000	.000	2948.850	26
7	M. MARINI	I	2948.000	.000	.000	2948.000	27
13	P. ADLINGTON	GB	2901.450	.000	.000	2901.450	28
20	S. GRIFFITH	CAN	2887.900	.000	.000	2887.900	29
37	M. KREUSCH	D	2841.633	.000	.000	2841.633	30
19	B. MUIRHEAD	CAN	2819.400	.000	.000	2819.400	31
22	Z. HOVORKA	CS	2808.950	.000	.000	2808.950	32
54	D. CURRY	SA	2772.533	.000	.000	2772.533	33
60	H. CLAUSS	S	2688.600	.000	.000	2688.600	34
39	P. BRASKAMP	NL	2682.400	.000	.000	2682.400	35
64	M. FINSTERWALD	CH	2656.750	.000	.000	2656.750	36
48	B. GARCIA	MEX	2579.933	.000	.000	2579.933	37
30	E. KORPIMAKI	SF	2480.133	.000	.000	2480.133	38
24	F. GRABOWSKI	DK	2449.400	.000	.000	2449.400	39
55	V. PALOMO	E	2388.917	.000	.000	2388.917	40
32	J. JAMIN	F	2301.200	.000	.000	2301.200	41
42	D. GUNDERSEN	N	2014.467	.000	.000	2014.467	42
57	M. COROMINAS	E	1771.000	.000	.000	1771.000	43
61	D. FREDENMARK	S	1720.933	.000	.000	1720.933	44
12	F. DEDECKER	B	1701.950	.000	.000	1701.950	45
52	B. COLLARD	SA	1625.100	.000	.000	1625.100	46
49	C. GARCIA	MEX	1610.050	.000	.000	1610.050	47
6	E. BRUNNER	A	1478.217	.000	.000	1478.217	48


GENERAL ELECTRIC TIME SHARING SYSTEM

51	P.FERNANDEZ	MEX	1326.283	.000	.000	1326.283	49
28	HANNU-OLAMA	SF	1235.400	.000	.000	1235.400	50
41	W.COUGHEY	NZ	1158.533	.000	.000	1158.533	51
62	D.BOREL	CH	1100.383	.000	.000	1100.383	52
27	A.BOTERO	CO	1068.317	.000	.000	1068.317	53
46	R.PEA	I	779.467	.000	.000	779.467	54
2	A.KEMPTON	US	744.333	.000	.000	744.333	55


RESULTS COMPUTED BY QK DELDATA - BULL GENERAL ELECTRIC.
 TIMED BY - L O N G I N E S

COPENHAGEN, DENMARK, AUGUST 9, 1969.

IEF JUDGE


 G-H LAMMERT

CALCULATOR


 I CANTACUZONE

GENERAL ELECTRIC TIME SHARING SYSTEM

THE WORLD WATERSKI CHAMPIONSHIPS - COPENHAGEN 1969.


WOMEN'S SLALOM - FINALS.

GENERAL ELECTRIC COMPUTER TIME-SHARING SERVICE


NO	NAME	NAT/ CLUB	1ST ROUND BUOYS	FINAL BUOYS	TOTAL BUOYS	POS.
1	E. ALLAN	US	32.0	15.0	47.0	1
12	S. MAURIAL	F	25.0	14.5	39.5	2
6	M. WARD	AUS	30.5	9.0	39.5	2
2	C. WEIR	US	27.0	9.5	36.5	4
13	W. STAHL	NL	24.5	11.0	35.5	5
18	E. BORTER	CH	25.5	7.5	33.0	6
5	K. THURLOW	AUS	21.5	.0	21.5	7
4	J. HOLE	NZ	21.0	.0	21.0	8
4	E-M. FRITCH	A	21.0	.0	21.0	10
16	D. BARNARD	SA	19.0	.0	19.0	11
9	V. HOGGAN	CAN	18.5	.0	18.5	12
8	L. JACKSON	GB	12.5	.0	12.5	13
3	G. BOESS	A	12.0	.0	12.0	14
10	L. BOCOCK	CAN	9.5	.0	9.5	15
7	G. BRANTINGHAM	GB	8.0	.0	8.0	16
11	V. BARCK	SF	2.0	.0	2.0	16

RESULTS COMPUTED BY QK DELDATA - BULL GENERAL ELECTRIC.
 TIMED BY - LONGINES

CHIEF JUDGE
 G-H LAMMERT



CALCULATOR
 I CANTACCUZENE



GENERAL ELECTRIC TIME SHARING SYSTEM

THE WORLD WATERSKI CHAMPIONSHIPS - COPENHAGEN 1969.

WOMEN'S JUMPS - FINALS.

GENERAL ELECTRIC COMPUTER TIME-SHARING SERVICE

NO	NAME	NAT/ CLUB	1ST RND. POINTS	FINAL LENGTH	FINAL POINTS	GRAND TOTAL	PLACE
1	E. ALLAN	US	330.759	27.192	294.580	625.338	1
5	K. THURLOW	AUS	270.186	27.347	293.976	564.163	2
7	G. BRANTINGHAM	GB	298.962	24.465	260.556	559.519	3
18	E. BORTER	CH	293.673	24.741	264.732	558.405	4
10	L. BOCOCK	CAN	293.637	23.172	246.396	540.033	5
2	C. WEIR	US	287.946	19.160	199.579	487.525	6
12	S. MAURIAL	F	250.725	.000	.000	250.725	7
9	V. HOGGAN	CAN	250.399	.000	.000	250.399	8
11	V. BARCK	SF	245.362	.000	.000	245.362	9
6	M. WARD	AUS	236.312	.000	.000	236.312	10
8	L. JACKSON	GB	226.511	.000	.000	226.511	11
3	G. BOESS	A	223.532	.000	.000	223.532	12
13	W. STAHLER	NL	222.240	.000	.000	222.240	13
14	J. HOLE	NZ	217.117	.000	.000	217.117	14

RESULTS COMPUTED BY GK DELDATA - BULL GENERAL ELECTRIC.
 TIMED BY - L O N G I N E S

COPENHAGEN DENMARK, AUGUST 10, 1969

CHIEF JUDGE

G-H LAMBERT

CHIEF CALCULATOR

I CANTACUZENE

GENERAL ELECTRIC TIME SHARING SYSTEM

THE WORLD WATERSKI CHAMPIONSHIPS - COPENHAGEN 1969.

WOMEN'S TRICKS - FINALS.

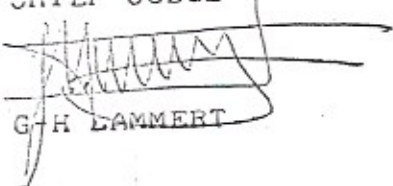
GENERAL ELECTRIC COMPUTER TIME-SHARING SERVICE

NO	NAME	NAT/ CLUB	1ST ROUND TOT.PTS.	FINAL TOTAL	FINAL TOT.PTS.	GRAND TOTAL	PLACE
1	E.ALLAN	US	3598.700	2760.000	3102.817	6701.517	1
2	C.WEIR	US	3417.333	2400.000	2681.933	6099.267	2
5	K.THURLOW	AUS	3247.150	2230.000	2420.967	5668.117	3
4	E-M.FRITCH	A	2831.767	2500.000	2787.083	5618.850	4
3	W.STAHLE	NL	3108.800	2220.000	2427.300	5536.100	5
18	E.BORTER	CH	3067.050	1310.000	1467.200	4534.250	6
11	V.BARCK	SF	2798.800	.000	.000	2798.800	7
6	M.WARD	AUS	2703.567	.000	.000	2703.567	8
9	V.HOGGAN	CAN	2614.217	.000	.000	2614.217	9
12	S.MAURIAL	F	2297.067	.000	.000	2297.067	10
3	G.BOESS	A	1672.167	.000	.000	1672.167	11
14	J.HOLE	NZ	1477.900	.000	.000	1477.900	12
10	L.BOCKOCK	CAN	1399.383	.000	.000	1399.383	13


RESULTS COMPUTED BY GK DELDATA - BULL GENERAL ELECTRIC.
TIMED BY - LONGINES

COPENHAGEN DENMARK, AUGUST 10, 1969

CHIEF JUDGE


G.H. LAMMERT

CHIEF CALCULATOR


I CANTACUZENE

GENERAL ELECTRIC TIME SHARING SYSTEM.